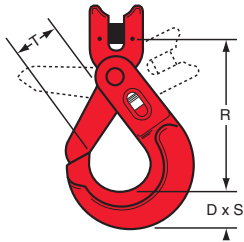


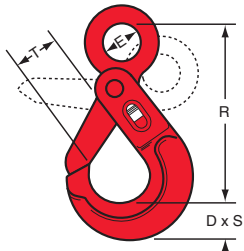
Crosby® Trawlex® Hooks

All Trawlex® hooks in the KHX series are designed so that the latch cannot open under load and require pressure on the trigger to release the hook when the load is grounded.



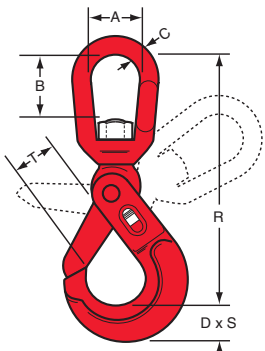
Crosby Trawlex® Self-Locking Hook KHX C

Model	Stock No.	Chain Dia. (mm)	Dimensions (mm)				Weight (kg.)
			R	D	S	T	
KHX7C	2781074	7	117	25	19	36	.82
KHX10C	2781083	10	146	32	24	47	1.51
KHX13C	2781092	13	181	42	30	56	3.15
KHX16C	2781119	16	223	49	36	70	5.27



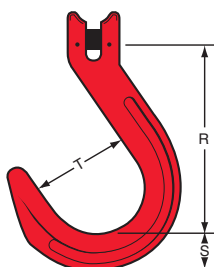
Crosby Trawlex® Self-Locking Hook KHX E

Model	Stock No.	Chain Dia. (mm)	Dimensions (mm)					Weight (kg.)
			R	D	S	T	E	
KHX7E	2781118	7	142	25	19	36	23	.85
KHX10E	2781127	10	175	32	24	47	30	1.15
KHX13E	2781136	13	217	42	30	56	40	3.06
KHX16E	2781145	16	272	49	36	70	51	5.24
KHX19E	2781154	19	277	66	53	80	65	9.5
KHX23E	2781163	23	315	69	63	92	75	13.9



Crosby Trawlex® Swivel Self-Locking Hook KHX S

Model	Stock No.	Chain Dia. (mm)	Dimensions (mm)							Weight (kg.)
			A	B	R	D	S	T	C (dia.)	
KHX7S	2781172	7	42	42	202	25	19	36	12	1.24
KHX10S	2781181	10	50	46	235	32	24	47	15	2.11
KHX13S	2781190	13	60	62	293	42	30	56	19	4.28



Crosby Trawlex® Foundry Hook KF

Model	Stock No.	Chain Dia. (mm)	Dimensions (mm)			Weight (kg.)
			R	T	S	
KF7N	2781252	7	117	64	24	.79
KF10N	2781261	10	137	76	32	1.74
KF13N	2781270	13	165	89	41	3.45
KF16N	2781289	16	222	114	52	7.4
KF19N	2781298	19	248	127	61	11.82