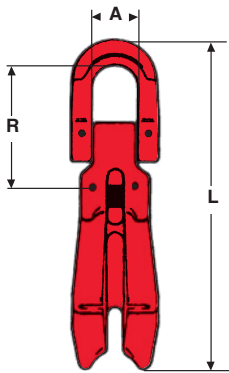


Crosby® Kuplex®

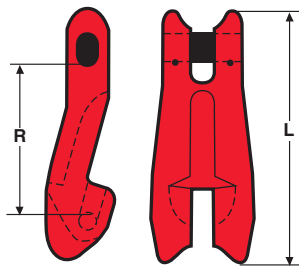
Components



Crosby KUPLEX Shortening Clutch KSC N

This unique component for leg length adjustment is a major feature of the Crosby KUPLEX system. It caters for loads of irregular shape or for a general lack of headroom and allows safe leg length adjustment of any number of legs with the load remaining fully in line.

Crosby Stock No.	Reference	WLL (t)		Dimensions (mm)			Weight (kg)
		8	8+10	L	R	A	
2780716	KSC7N	1.5	2	161	60	26	.53
2780725	KSC10N	3.2	4	211	73	36	1.28
2780734	KSC13N	5.3	6.7	272	95	46	2.7
2780743	KSC16N	8	10	360	118	56	5.26
2780752	KSC19N	11.2	14	427	134	68	9.87

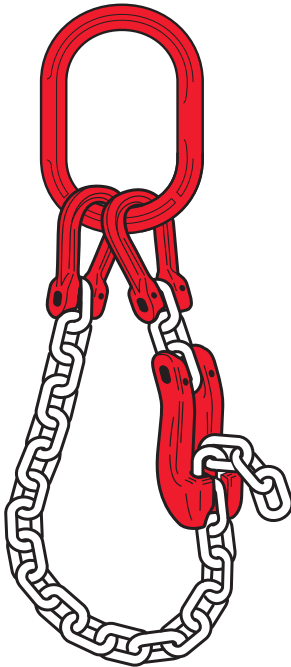


Crosby KUPLEX Shortening Clutch KSC

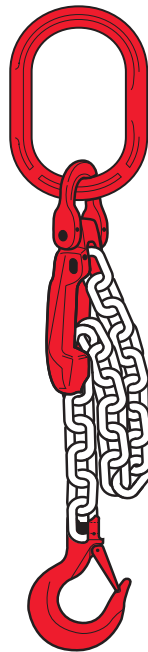
This performs a function similar to that of the KSCN, but requires separate suspension on the master or auxiliary link using a Kupler and three links of chain.

Crosby Stock No.	Reference	WLL (t)		Dimensions (mm)		Weight (kg)
		8	8+10	L	R	
2780761	KSC7	1.5	2	98	60	.37
2780770	KSC10	3.2	4	132	84	1.00
2780789	KSC13	5.3	6.7	171	108	1.89
2780798	KSC16	8	10	213	132	3.42
2780805	KSC23	16	21	308	190	10.02
2780814	KSC26	21.2	27	360	226	15.39
2780823	KSC32	31.5	40	448	310	29

The correct use of Shortening Clutches



KSC Shortening Clutch in use. Basket configuration



KSC N Shortening Clutch in use.

Note that the loaded end of the chain must come out of the bottom of the clutch.

